

FASCIA SYSTEM

Epoxy/Stainless

Fascia Screw



APPLICATION

Color matched fastening system for composite/PVC deck fascia and cladding. The system securely fastens fascia material while also allowing boards to expand and contract freely. Installation is a two-step process utilizing a pre-drilling tool and screws.

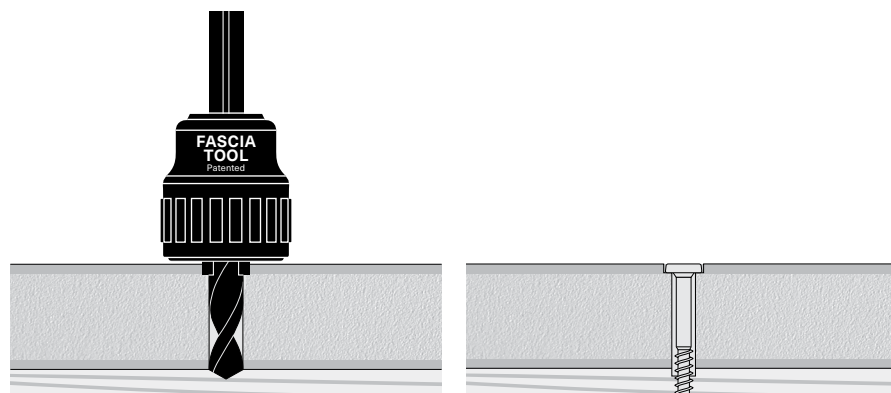
FEATURES

- Designed for use with 1/2" to 3/4" composite fascia profiles
- Fascia Tool creates an over-sized hole so that the board can expand and contract freely and provides a pre-set countersink that matches the head diameter and depth of the Fascia Screw
- Free spinning collar on Fascia Tool prevents damage to the fascia board surface
- Type 17 auger tips for faster, easier insertion and to help prevent splitting
- Available in a variety of colors

INSTALLATION

Follow all fascia manufacturer instructions, including specifications for screw spacing, edge/ end distances, and gapping.

- Pre-drill with the Fascia Tool until the collar stops spinning.
- Drive the Fascia Screw until snug, do not overtighten. The material should hang from the screw to allow for expansion and contraction.



FINISH

Epoxy coated
Grade 305 Stainless

CORROSION

Exterior use—Approved for use in ACQ and pressure treated lumber.

For salt water or other areas where corrosion is a concern, use Grade 316 Stainless.

DRIVE SYSTEM


Star drive

TOOL COMPATIBILITY

Fascia Tool

FASCIA SYSTEM Epoxy/Stainless

AVAILABLE COLORS



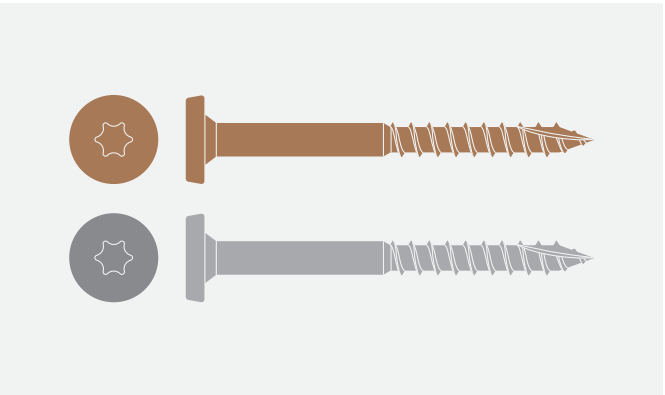
FASCIA SYSTEM COLORS

LENGTH	AVAILABLE COLORS	
10 x 1-7/8"	Epoxy	31, 34, 37, 39, 43, 53, 54, 55, 56, 62, 63, 64, 65, 71, 73, 81, 82, 87
9 x 1-7/8"	305 Stainless	

SYSTEM COMPONENTS (SOLD SEPARATELY)



Fascia Tool
Pre-drilling and countersinking



Fascia Screws
Color matched screws available in
Epoxy Coated or Grade 305 Stainless

FASCIA SYSTEM PACKAGING



LENGTH	FINISH	DRIVE TYPE	COUNT PACKAGING	
			RETAIL PACK	BULK
1-7/8"	Epoxy	T20	100	2500
	305 Stainless			